CHAMBRELAN

www.chambrelan.com

RA554

Acier zingué	Super Extension	Français	2
Zinc plated steel	Over Extension	English	3
Stahl silbern verzinkt	Überauszüge	Deutsch	4
Pozinkovaná ocel	Extra výsuv	Česky	5
Acero zincado	Super Extension	Español	6
Acciaio zincato	Super Estensione	Italiano	7
Verzinkt staal	Over uittrekbaar	Nederlands	8
Оцинковка	Сверхвыдвижение	Русский	9

www.chambrelan.com/RA554

Visuel non contractuel

► info@chambrelan.com ► www.chambrelan.com

www.telerail.ru telerail@ya.ru тел. 8 (499) 703-39-77

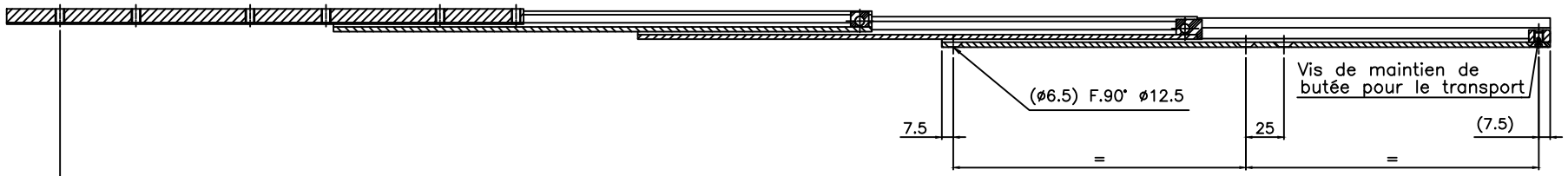

– PROFIL :

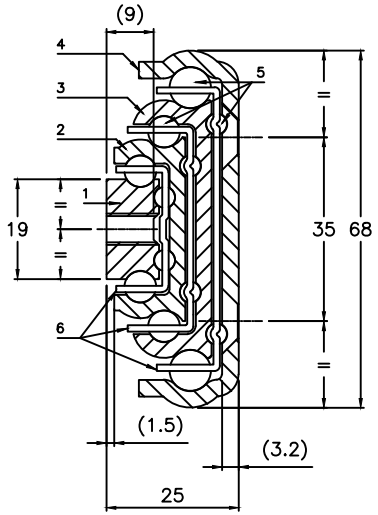

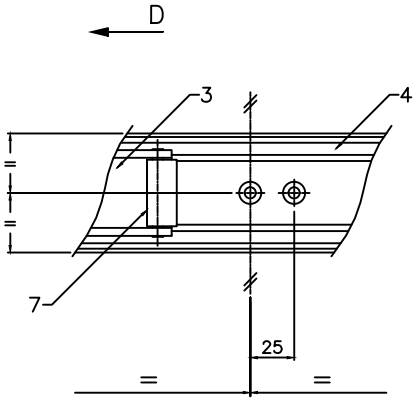

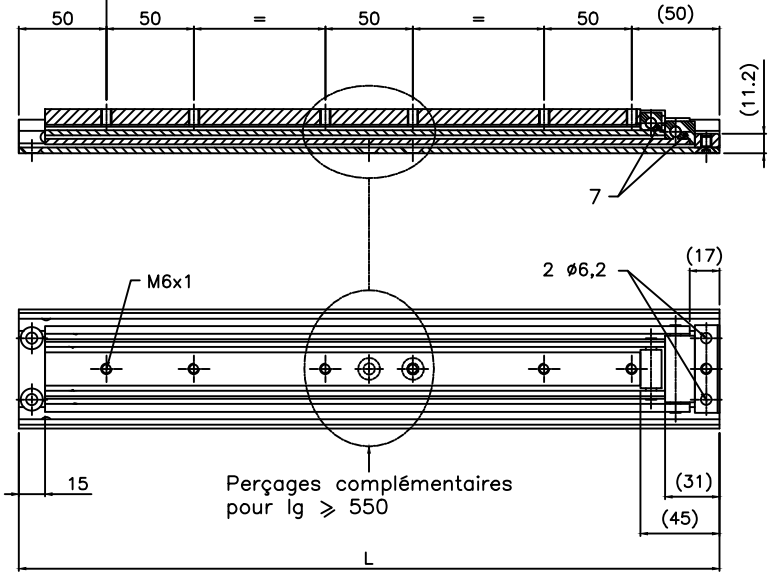

– MATIERE

1 – Curseur	:	Acier
2 – Petit intermédiaire	:	Acier
3 – Grand intermédiaire	:	Acier
4 – Extérieur	:	Acier
5 – Billes ø8–ø6–ø4	:	Acier
6 – Cage à billes	:	Acier
7 – Butée	:	Plastique

– TRAITEMENT : Zincage

– POIDS : 6.9 kg/m

– OPTIONS :

Longueur des glissières, développement, traitements, ø et entraxes de perçages sur demande.

⚠ NE JAMAIS DEMONTER LA GLISSIERE !

Aucune modification ne doit être apportée à la glissière !

– Unité en mm

* Charge uniformément répartie pour une paire de glissières.

– Charge A CHANT

– Charge A PLAT

– Résultats donnés suivant notre protocole d'essais de charge (voir sur www.chambrelan.com)

Production suivant les tolérances générales de fabrication (www.chambrelan.com/1016)

RA554	ACIER
31.01.2013	

CHAMBRELAN
www.chambrelan.com

L	300	350	400	450	500	550	600	650	700	750	800	850	900	950	1000	1050	1100	1150	1200
D	470	540	630	700	770	840	930	1000	1070	1140	1230	1300	1370	1440	1530	1600	1670	1740	1830
Charge* (Kg)	75	92	106	112	116	114	111	105	98	90	82	73	64	56	50	42	36	30	25
Flèche (mm)	9	12	15	18	19	20	21	21	22	22	21	21	21	21	22	22	24	25	26
Charge* (Kg)	30	27	25	22	20	18	17	15	13	12	11	10	8	7	6				
Flèche (mm)	10	14	18	20	23	26	29	32	35	39	42	46	50	54	60				

Dans un souci d'amélioration constante de sa fabrication, la société se réserve le droit de modifier ses produits sans avertissement ni préavis. Données non contractuelles.

www.telerail.ru telerail@ya.ru тел. 8 (499) 703-39-77

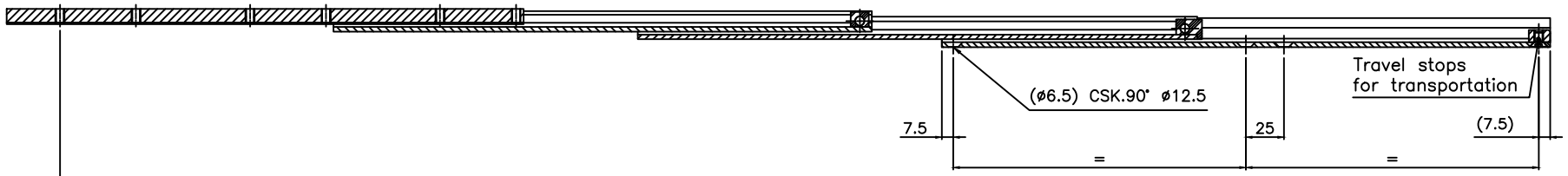

– PROFILE :

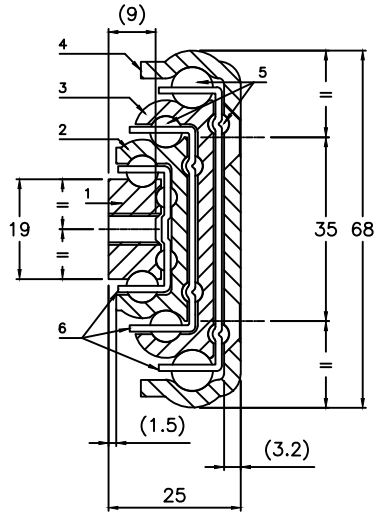

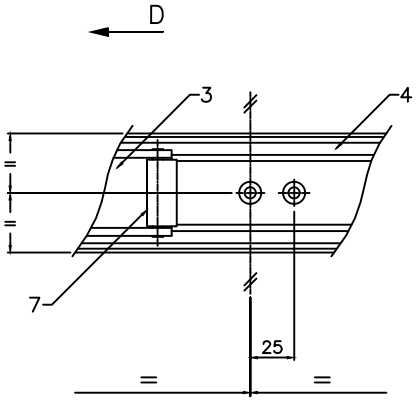

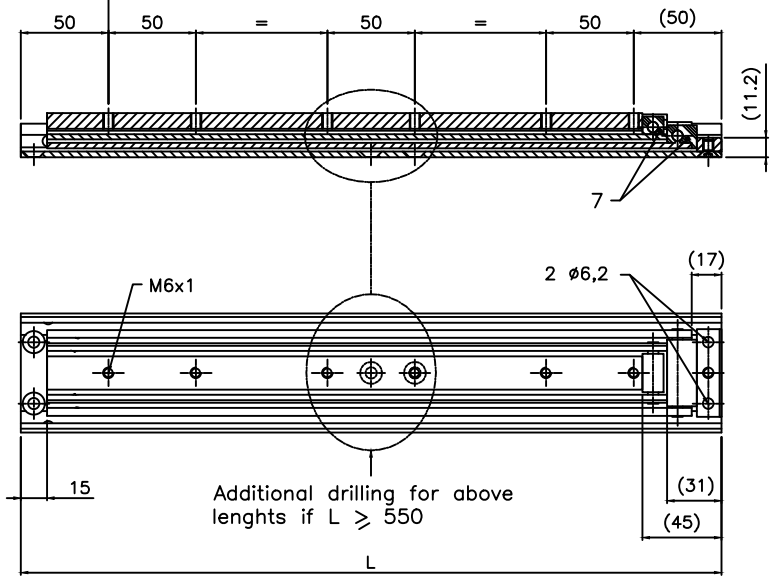

– MATERIAL

1 – Inner beam	:	Steel
2 – Intermediate beam	:	Steel
3 – Intermediate beam	:	Steel
4 – Outer beam	:	Steel
5 – Bearing ø8–ø6–ø4	:	Steel
6 – Ball cages	:	Steel
7 – End stop	:	Plastic

– SURFACE FINISH : Zinc plating

– WEIGHT : 6.9 Kg/m

– OPTIONS :

Different slide lengths, extension, surface finish, ø and holes centres to customer's requirement.

⚠ DO NOT DISMOUNT THE SLIDE !

Do not modify the slides !

– Dimensions in mm

* Loads indicated for a pair of slides

– Load in a major axis

– Load in a minor axis

– Results given according to our load testing protocol (www.chambrelan.com)

Production according our general manufacturing tolerances (www.chambrelan.com/1016)

RA554	STEEL	CHAMBRELAN
	31.01.2013	

L	300	350	400	450	500	550	600	650	700	750	800	850	900	950	1000	1050	1100	1150	1200
D	470	540	630	700	770	840	930	1000	1070	1140	1230	1300	1370	1440	1530	1600	1670	1740	1830
Load* (Kg)	75	92	106	112	116	114	111	105	98	90	82	73	64	56	50	42	36	30	25
Deflexion (mm)	9	12	15	18	19	20	21	21	22	22	21	21	21	21	22	22	24	25	26
Load* (Kg)	30	27	25	22	20	18	17	15	13	12	11	10	8	7	6				
Deflexion (mm)	10	14	18	20	23	26	29	32	35	39	42	46	50	54	60				

In a constant effort of improvement, the compagny reserves the right to modify its products without notice. No contratual information.

www.telerail.ru telerail@ya.ru тел. 8 (499) 703-39-77



– PROFIL :

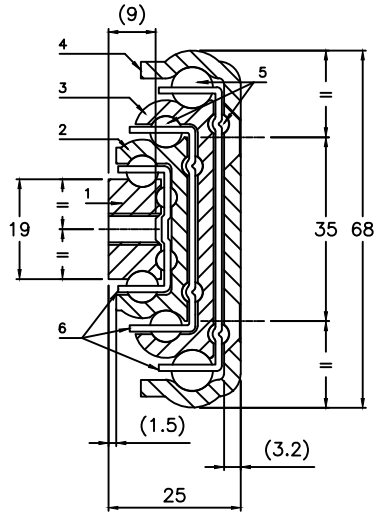

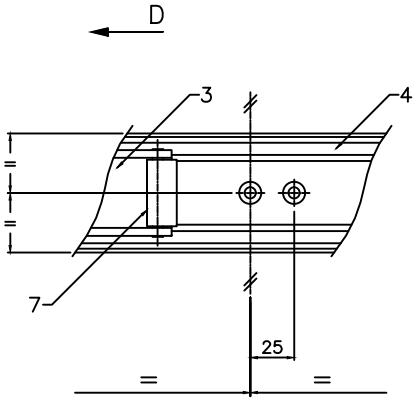

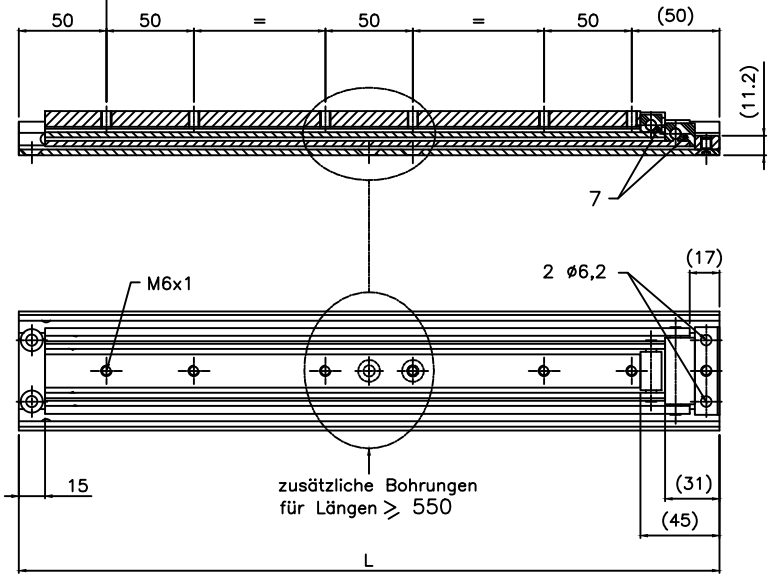

– Material

1	– Kleine innenschiene	: Stahl
2	– Mittelschiene	: Stahl
3	– groβe Mittelschiene	: Stahl
4	– Auβenschiene	: Stahl
5	– Kugeln ø8–ø6–ø4	: Stahl
6	– Kugelleisten	: Stahl
7	– Anschlag	: Plastik

– Oberflächenbehandlung : Verzinkt und passiviert

– Gewicht : 6.9 Kg/m

– mögliche Sonderanfertigungen :

Sonderlängen, Oberflächenbehandlungen, ø Bohrungen und Lochabstände.

– Maβe in mm

* Belastungsangaben gelten pro Paar

– Tragfähigkeit radial

– Tragfähigkeit axial

– Resultate nach unserem üblichen Testverfahren (siehe unter www.chambrelan.com)

Herstellung nach unseren allgemeinen Herstellungstoleranzen (siehe www.chambrelan.com/1016)

RA554	STAHL
31.01.2013	

CHAMBRELAN

L	300	350	400	450	500	550	600	650	700	750	800	850	900	950	1000	1050	1100	1150	1200
D	470	540	630	700	770	840	930	1000	1070	1140	1230	1300	1370	1440	1530	1600	1670	1740	1830
Belastung*(Kg)	75	92	106	112	116	114	111	105	98	90	82	73	64	56	50	42	36	30	25
Durchbiegung	9	12	15	18	19	20	21	21	22	22	21	21	21	21	22	22	24	25	26
Belastung*(Kg)	30	27	25	22	20	18	17	15	13	12	11	10	8	7	6				
Durchbiegung	10	14	18	20	23	26	29	32	35	39	42	46	50	54	60				

⚠ DIE SCHIENEN NICHT DEMONTIEREN !

DIE TELESKOPSCHIENE DARF NICHT VERÄNDERT WERDEN!

Um die ständige Verbesserung unserer Schienen zu gewährleisten, behalten wir uns ohne Voranmeldung technische Änderungen vor. Keine vertragsmässigen Informationen.

www.telerail.ru telerail@ya.ru тел. 8 (499) 703-39-77



– ŘEZ :

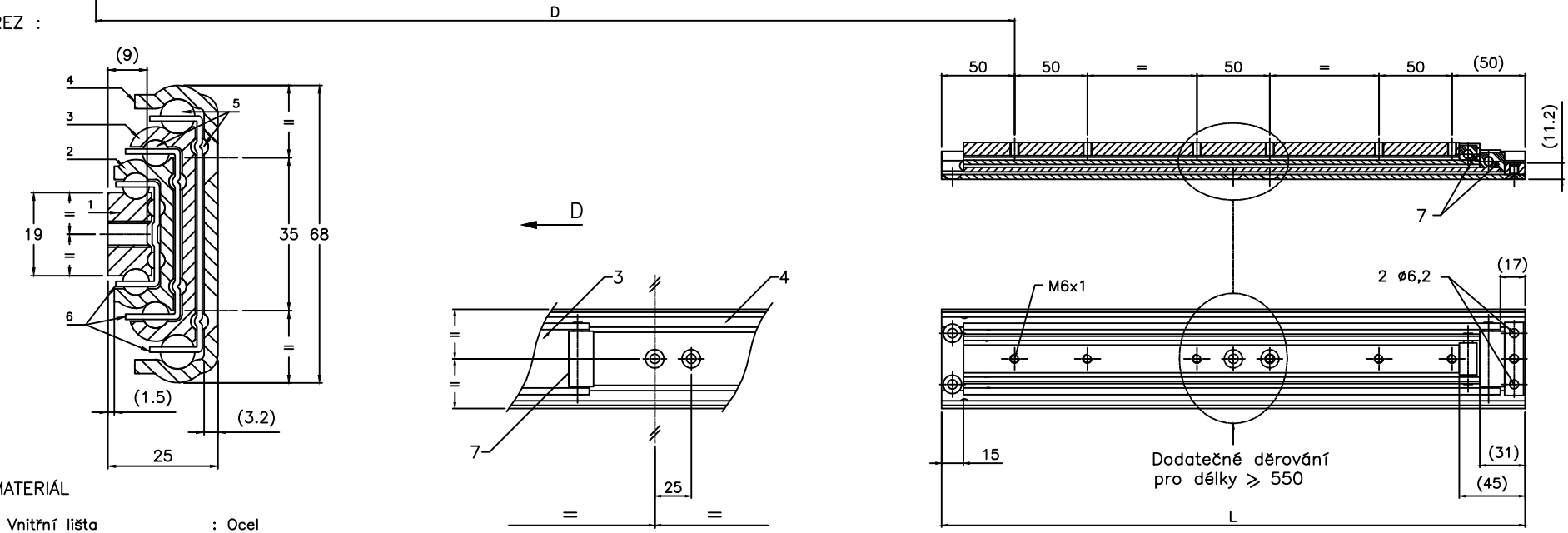

– MATERIÁL

1 – Vnitřní lišta	:	Ocel
2 – Menší střední lišta	:	Ocel
3 – Větší střední lišta	:	Ocel
4 – Vnější lišta	:	Ocel
5 – Kulička ø8–ø6–ø4	:	Ocel
6 – Kuličková klec	:	Ocel
7 – Zarážka	:	Plast

– POVRCHOVÁ ÚPRAVA : Pozink

– HMOTNOST : 6.9 Kg/m

– MOŽNOSTI :

Délku, výsuv a povrchovou úpravu lišt,
ø a rozteče otvorů pro šrouby lze upravit dle požadavků zákazníka.

LIŠTY NIKDY NEROZEBÍREJTE!

Lišta nesmí být žádným způsobem upravována!

– Rozměry v mm
* Nosnost rovnoměrně rozložena na pár lišt

– Zatížení nakolmo

– Zatížení naplocho

– Hodnoty odpovídají výsledkům interního zkušebního protokolu o zatížení (viz. www.chambrelan.com)

Výroba v souladu se všeobecnými výrobními tolerancemi (www.chambrelan.com/1016)

RA554	OCEL
	31.01.2013

CHAMBRELAN
www.chambrelan.com

L	300	350	400	450	500	550	600	650	700	750	800	850	900	950	1000	1050	1100	1150	1200
D	470	540	630	700	770	840	930	1000	1070	1140	1230	1300	1370	1440	1530	1600	1670	1740	1830
Nosnost*(Kg)	75	92	106	112	116	114	111	105	98	90	82	73	64	56	50	42	36	30	25
PRŮHYB(mm)	9	12	15	18	19	20	21	21	22	22	21	21	21	21	22	22	24	25	26
Nosnost*(Kg)	30	27	25	22	20	18	17	15	13	12	11	10	8	7	6				
PRŮHYB(mm)	10	14	18	20	23	26	29	32	35	39	42	46	50	54	60				

Za účelem trvalého zlepšování produktu si společnost vyhrazuje právo měnit uvedené specifikace bez předchozího upozornění. Údaje jsou nezávazné.

www.telerail.ru telerail@ya.ru тел. 8 (499) 703-39-77



– PERFIL :

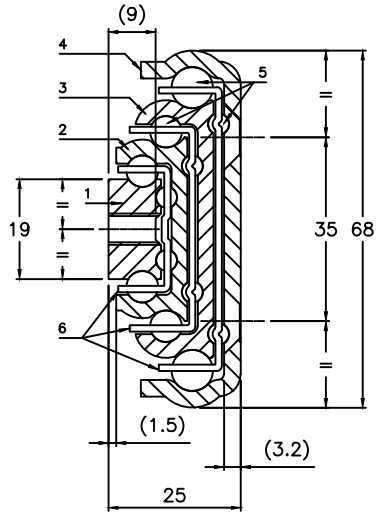

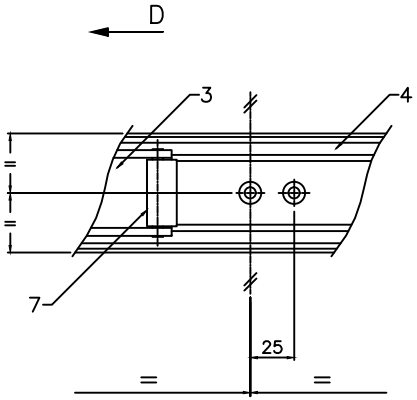

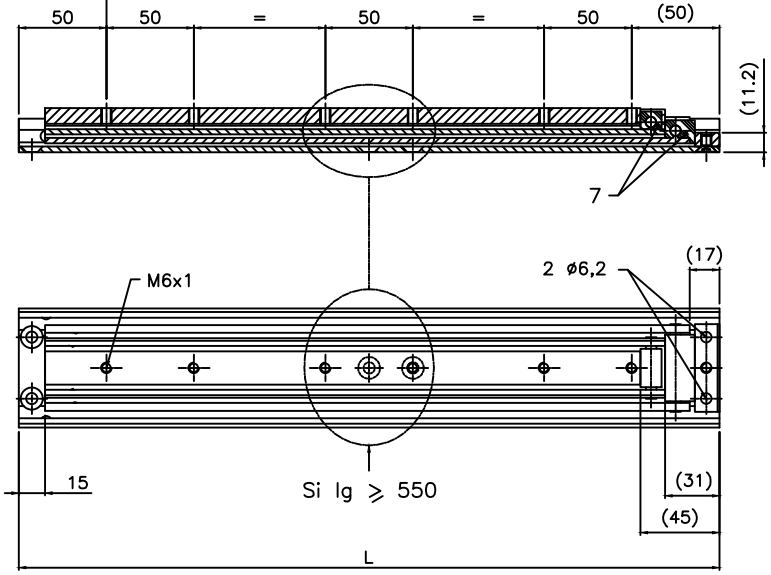

– MATERIAL

1 – Cursor	:	Acero
2 – Intermedio pequeño	:	Acero
3 – Intermedio grande	:	Acero
4 – Exterior	:	Acero
5 – Bolas ø8–ø6–ø4	:	Acero
6 – Jaula de bolas	:	Acero
7 – Tope	:	Plástico

– TRATAMIENTO : Zincado

– PESO : 6.9 Kg/m

– OPCIONES :

Longitud de guías, desarrollo, tratamientos, ø y entre–centros de taladros bajo demanda

¡NO DESMONTAR NUNCA LA GUIA!

No modificar las guías

– Unidad en mm

* Carga uniformemente repartida para un par de guías

– Carga de canto

– Carga de plano

– Resultados obtenidos según nuestro protocolo de pruebas de carga (mirar en www.chambrelan.com)

Producción de acuerdo con las tolerancias generales de fabricación (www.chambrelan.com/1016)

RA554	ACERO
31.01.2013	

CHAMBRELAN www.chambrelan.com

L	300	350	400	450	500	550	600	650	700	750	800	850	900	950	1000	1050	1100	1150	1200
D	470	540	630	700	770	840	930	1000	1070	1140	1230	1300	1370	1440	1530	1600	1670	1740	1830
Carga* (Kg)	75	92	106	112	116	114	111	105	98	90	82	73	64	56	50	42	36	30	25
Flecha (mm)	9	12	15	18	19	20	21	21	22	22	21	21	21	21	22	22	24	25	26
Carga* (Kg)	30	27	25	22	20	18	17	15	13	12	11	10	8	7	6				
Flecha (mm)	10	14	18	20	23	26	29	32	35	39	42	46	50	54	60				

En su empeño de mejora constante de su fabricación la empresa se reserva el derecho de modificar sus productos sin advertencia ni preaviso. Datos no contractuales.

www.telerail.ru telerail@ya.ru тел. 8 (499) 703-39-77



– PROFILO :

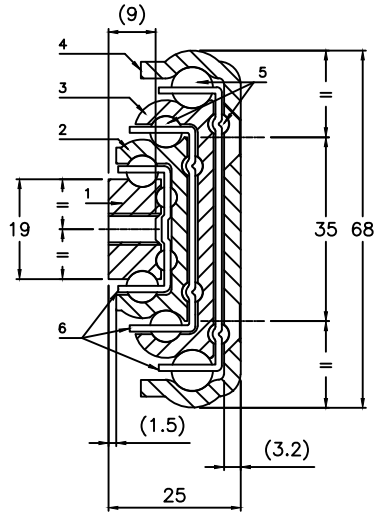

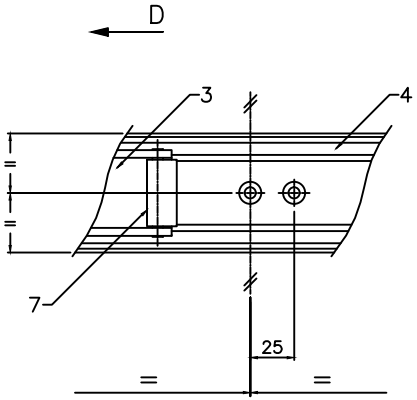

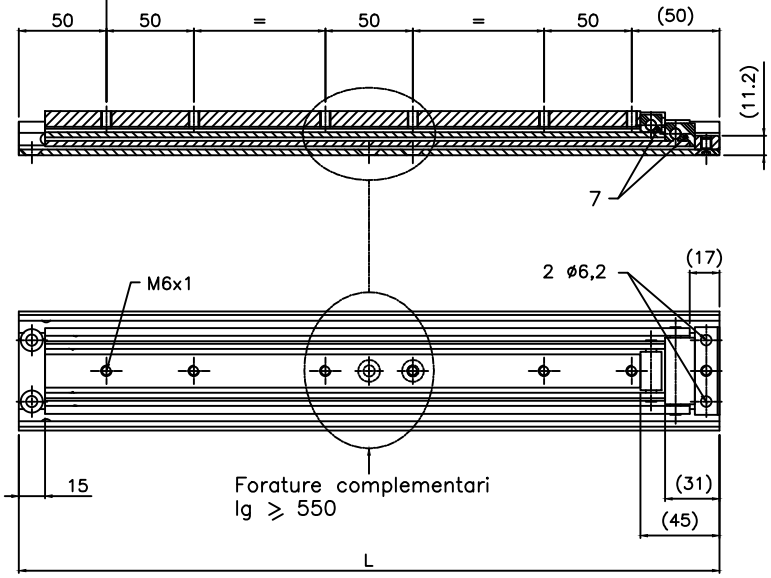

– MATIERIA

1	– Cursore	: Acciaio
2	– Piccolo intermedio	: Acciaio
3	– Grande intermedio	: Acciaio
4	– Esterno	: Acciaio
5	– Sfere ø8–ø6–ø4	: Acciaio
6	– Gabbia a sfere	: Acciaio
7	– Arresto	: Plastica

– TRATTAMENTO : Zincatura

– PESO : 6.9 Kg/m

– OPZIONI :

Lunghezza delle guide, sviluppo, trattamenti ø e posizione delle forature su richiesta.

– Unità in mm

* Carico uniformemente ripartito per una coppia di guide

– Carico IN COSTA

– Carico IN PIANO

– Risultati determinati secondo il nostro protocollo prove di carico (vedi sul sito www.chambrelan.com)

Produzione avviene secondo le tolleranze generali di fabbricazione (www.chambrelan.com/1016)

RA554	ACCIAIO
31.01.2013	

CHAMBRELAN
www.chambrelan.com

	L	300	350	400	450	500	550	600	650	700	750	800	850	900	950	1000	1050	1100	1150	1200
	D	470	540	630	700	770	840	930	1000	1070	1140	1230	1300	1370	1440	1530	1600	1670	1740	1830
	Carico* (Kg)	75	92	106	112	116	114	111	105	98	90	82	73	64	56	50	42	36	30	25
	Flessione (mm)	9	12	15	18	19	20	21	21	22	22	21	21	21	21	22	22	24	25	26
	Carico* (Kg)	30	27	25	22	20	18	17	15	13	12	11	10	8	7	6				
	Flessione (mm)	10	14	18	20	23	26	29	32	35	39	42	46	50	54	60				

⚠ NON SMONTARE MAI LA GUIDA !

Nessuna modificazione deve essere effettuata sulla guida

Per permettere un miglioramento costante della fabbricazione, la società si riserva il diritto di modificare i prodotti senza avvertimento né preavviso. Dati non contrattuali.

www.telerail.ru telerail@ya.ru тел. 8 (499) 703-39-77



– PROFIEL :

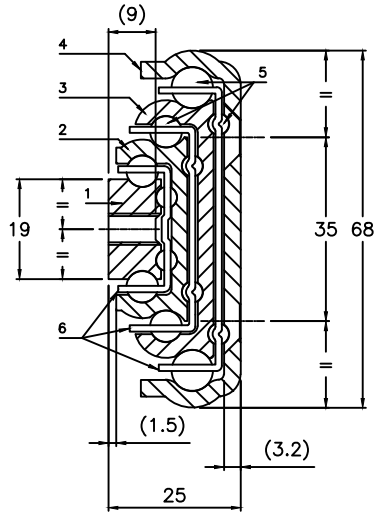

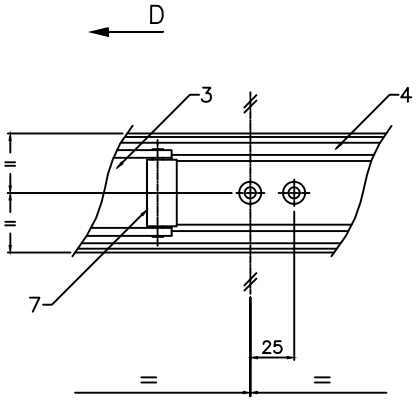

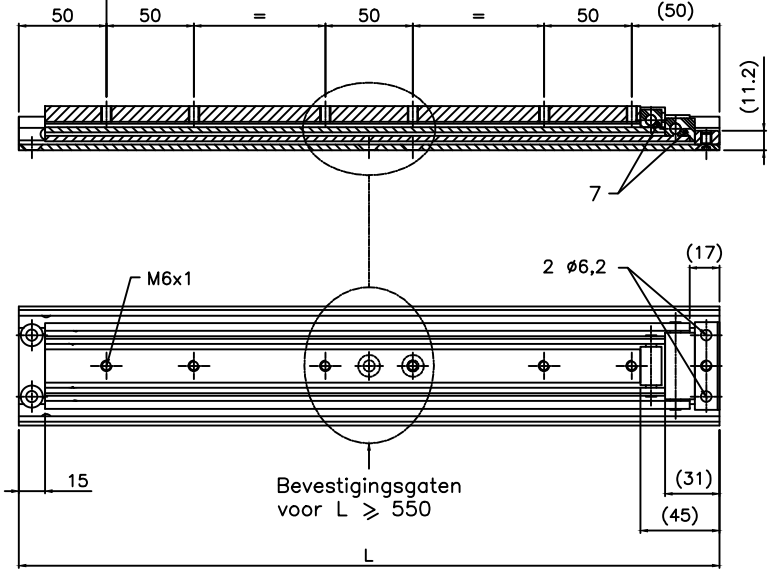

– MATERIAAL

1	– Binnenprofiel	: Staal
2	– Buitenprofiel	: Staal
3	– Binnenprofiel	: Staal
4	– Buitenprofiel	: Staal
5	– Kogels ø8–ø6–ø4	: Staal
6	– Kogelkooi	: Staal
7	– Eindstop	: Plastic

– Oppervlaktebehandeling : Verzinkt

– GEWICHT : 6.9 Kg/m

– OPTIES :

Lengte, uittreklengte, oppervlaktebehandeling, diameter en tussenafstand bevestigingsgaten van de geleiders op aanvraag.

⚠ GELEIDER NOOIT UIT DE GELEIDERS HALEN!

Het is niet toegestaan verandering aan de geleiders aan te brengen!

– Meeteenheid in mm

* Belasting gelijkmatig verdeeld over een paar geleiders

– Draagvermogen rechstandig

– Draagvermogen plat liggend

– Resultaten gegeven volgens ons protocol load testing (zien www.chambrelan.com)

Geproduceerd volgens onze algemene fabricagetoleranties (www.chambrelan.com/1016)

RA554	STAAL
31.01.2013	

CHAMBRELAN
www.chambrelan.com

L	300	350	400	450	500	550	600	650	700	750	800	850	900	950	1000	1050	1100	1150	1200
D	470	540	630	700	770	840	930	1000	1070	1140	1230	1300	1370	1440	1530	1600	1670	1740	1830
Draagvermogen* (Kg)	75	92	106	112	116	114	111	105	98	90	82	73	64	56	50	42	36	30	25
Doorbuiging (mm)	9	12	15	18	19	20	21	21	22	22	21	21	21	21	22	22	24	25	26
Draagvermogen* (Kg)	30	27	25	22	20	18	17	15	13	12	11	10	8	7	6				
Doorbuiging (mm)	10	14	18	20	23	26	29	32	35	39	42	46	50	54	60				

In het constante streven naar verbeteringen in het fabricageproces behoudt de firma zich het recht voor zijn producten aan te passen zonder voorafgaande kennisgeving. Gegevens zijn niet bindend.

www.telerail.ru telerail@ya.ru тел. 8 (499) 703-39-77

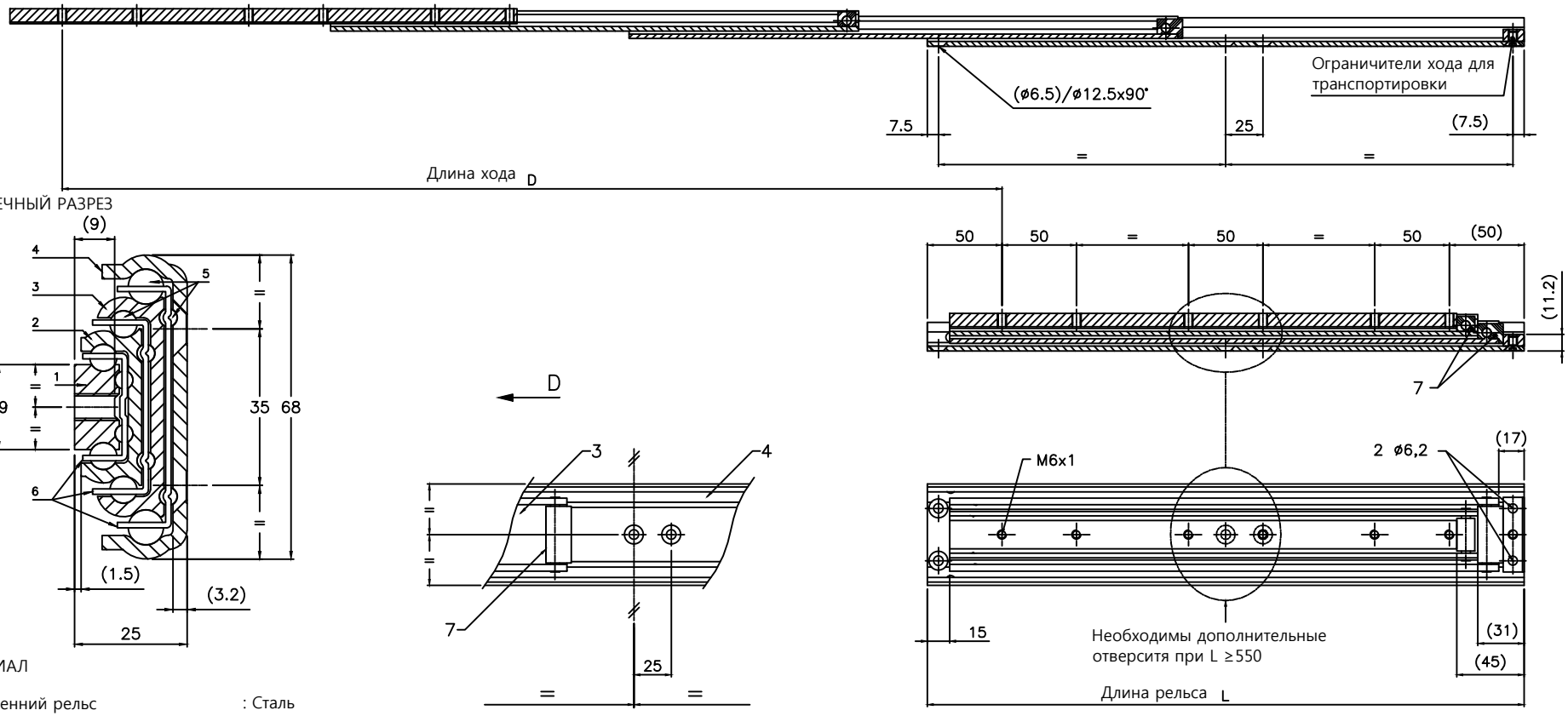

- МАТЕРИАЛ

1 - Внутренний рельс	: Сталь
2 - Малый средний рельс	: Сталь
3 - Больший средний рельс	: Сталь
4 - Внешний рельс	: Сталь
5 - Шарик Ø8 - Ø6 - Ø4	: Сталь
6 - Внутренний шариковый сепаратор	: Сталь
7 - Ограничитель	: Пластмасса

- ПОКРЫТИЕ : Оцинковка
- МАССА : 6.9 кг/м
- ОПЦИИ :

По требованию заказчика можно изменить: покрытие, длину, выдвижение, Ø и расположение отверстий для болтов.

НИКОГДА НЕ РАЗБИРАЙТЕ НАПРАВЛЯЮЩИЕ!

Запрещается вносить изменения в направляющие!

- Размеры в мм
* Нагрузка распределяется равномерно на пару параллельно расположенных направляющих.

- Нагрузка в вертикальном положении
- Нагрузка в горизонтальном положении
- Данные отвечают внутреннему протоколу тестирования нагрузок. (www.chambrelan.com)

Продукция производиться в соответствии с промышленными нормами (www.chambrelan.com/1016)

RA554	Сталь
	12.12.2013

CHAMBRELAN www.chambrelan.com

L	300	350	400	450	500	550	600	650	700	750	800	850	900	950	1000	1050	1100	1150	1200
D	470	540	630	700	770	840	930	1000	1070	1140	1230	1300	1370	1440	1530	1600	1670	1740	1830
Нагрузка*(кг)	75	92	106	112	116	114	111	105	98	90	82	73	64	56	50	42	36	30	25
Прогиб (мм)	9	12	15	18	19	20	21	21	22	22	21	21	21	21	22	22	24	25	26
Нагрузка*(кг)	30	27	25	22	20	18	17	15	13	12	11	10	8	7	6				
Прогиб (мм)	10	14	18	20	23	26	29	32	35	39	42	46	50	54	60				

Чертеж предоставлен в ознакомительных целях. В постоянных условиях усовершенствования продукции, компания оставляет за собой право вносить изменения в продукцию без предупреждения.