CHAMBRELAN
www.chambrelan.com

E1708

Inox	Extension Totale	Français	2
Stainless steel	Total extension	English	3
Edelstahl	Vollauszüge	Deutsch	4
Nerezová ocel	Plný výsuv	Česky	5
Acero inoxidable	Extension Total	Español	6
Acciaio inox	Estensione Totale	Italiano	7
Roestvrij staal	Geheel uittrekbaar	Nederlands	8
Нержавеющая сталь	Полное выдвижение	Русский	9

www.chambrelan.com/E1708



Visuel non contractuel

► info@chambrelan.com ► www.chambrelan.com

www.telerail.ru telerail@ya.ru тел. 8 (499) 703-39-77

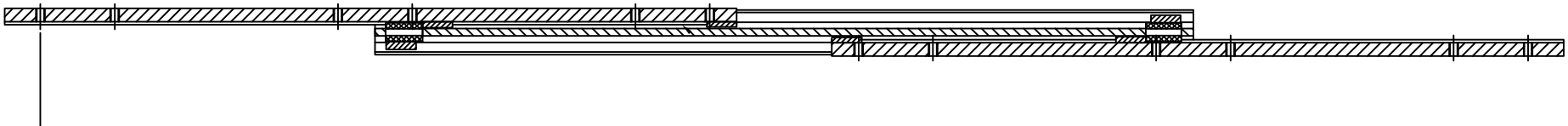

– PROFIL :

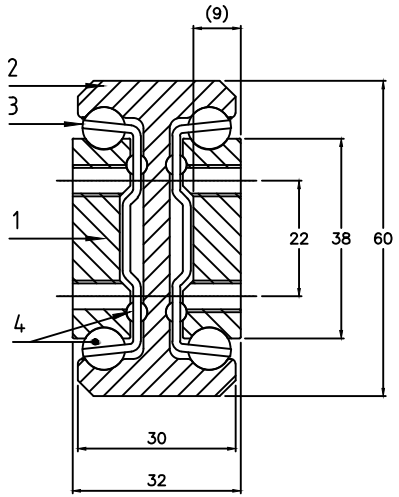

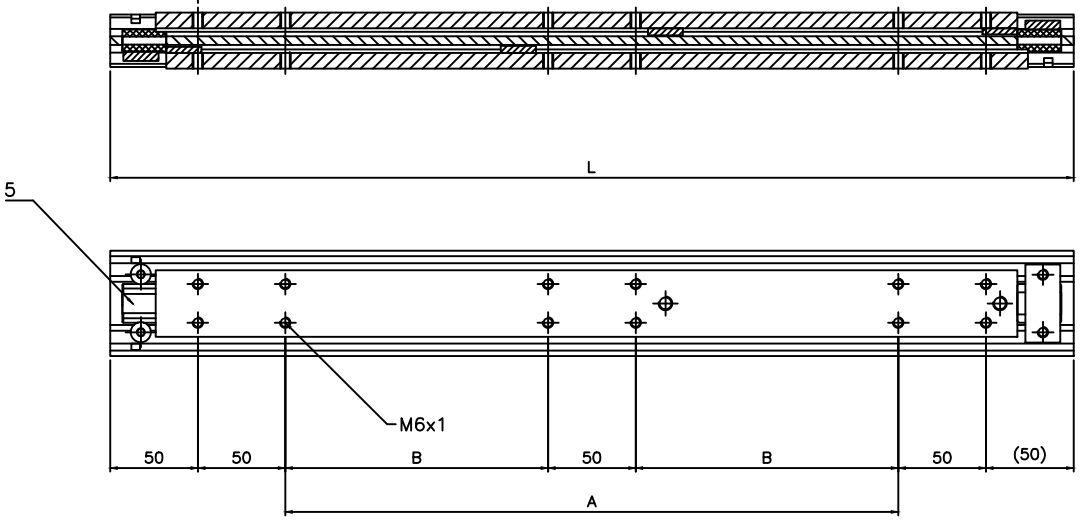

– MATIERE

1 – Curseur	:	Inox
2 – Extérieur	:	Inox
3 – Cage à billes	:	Inox
4 – Billes ø8–ø4	:	Inox
5 – Butée	:	Plastique

– POIDS : 10.5 kg/m

– OPTIONS :

Longueur des glissières, développement, traitements, ø et entraxes de perçages sur demande.

⚠ NE JAMAIS DEMONTER LA GLISSIERE !

Aucune modification ne doit être apportée à la glissière !

– Unité en mm

* Charge uniformément répartie pour une paire de glissières.

– Charge A CHANT

– Charge A PLAT

– Résultats donnés suivant notre protocole d'essais de charge (voir sur www.chambrelan.com)

⚠ Montage A PLAT (www.chambrelan.com/1018)

Production suivant les tolérances générales de fabrication (www.chambrelan.com/1016)

E1708	INOX	CHAMBRELAN
	26.07.2013	

L	500	550	600	650	700	750	800	850	900	950	1000	1050	1100	1150	1200	1250	1300	1350	1400	1450	1500	1600	1700	1800	1900	2000
A	300																									
B		150	175	200	225	250	275	300	325	350	375	400	425	450	475	500	525	550	575	600	625	675	725	775	825	875
D	500	550	600	650	700	750	800	850	900	950	1000	1050	1100	1150	1200	1250	1300	1350	1400	1450	1500	1600	1700	1800	1900	2000
Charge* (Kg)	470	485	497	510	525	537	545	550	550	544	530	510	490	467	443	420	395	373	350	330	307	265	225	185	148	110
Flèche (mm)	7	7	7	7	8	8	8	9	10	11	12	13	14	16	18	20	22	23	25	27	28	30	33	37	41	43
Charge* (Kg)	200	195	190	185	180	175	170	165	160	155	150	145	135	130	125	120	112	106	100	95	90	76	65	52	40	30
Flèche (mm)	8	10	11	13	14	16	17	19	22	24	25	27	29	30	31	33	34	35	36	42	44	50	58	65	73	80

Dans un souci d'amélioration constante de sa fabrication, la société se réserve le droit de modifier ses produits sans avertissement ni préavis. Données non contractuelles.

www.telerail.ru telerail@ya.ru тел. 8 (499) 703-39-77

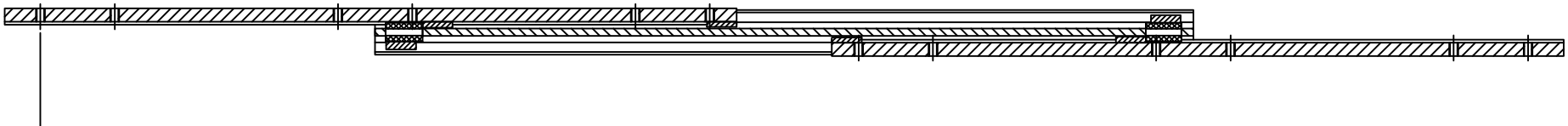

– PROFILE :

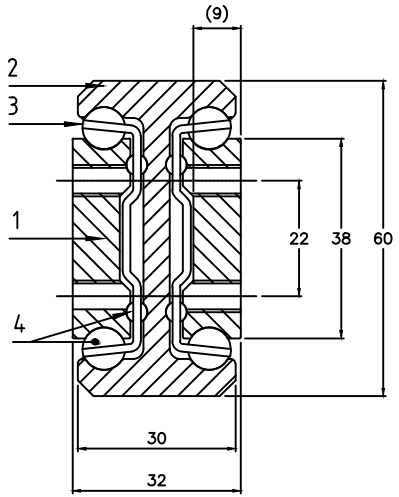

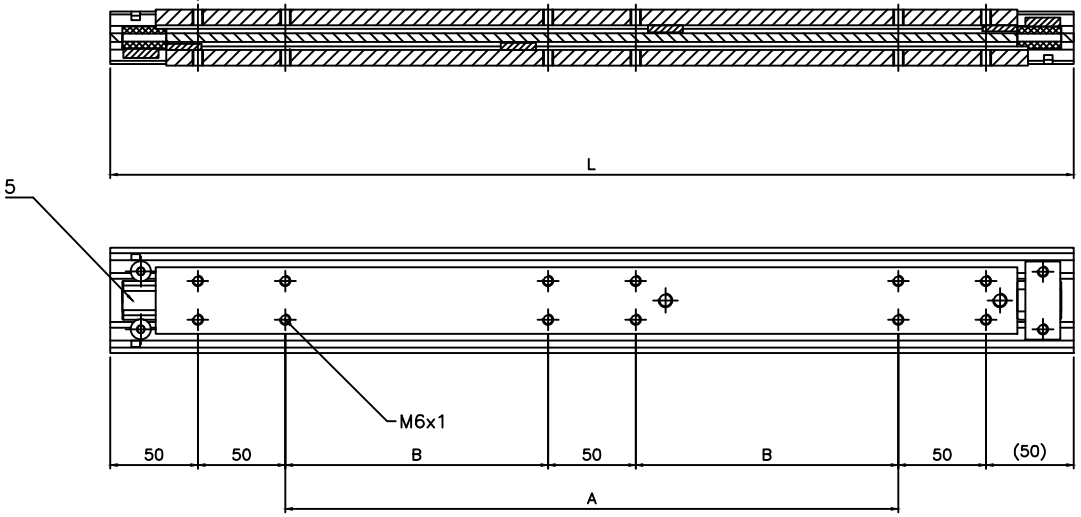

– MATERIAL

1 – Inner beam	:	Stainless steel
2 – Outer beam	:	Stainless steel
3 – Ball cages	:	Stainless steel
4 – Bearing ø8–ø4	:	Stainless steel
5 – End stop	:	Plastic

– WEIGHT : 10.5 Kg/m

– OPTIONS :

Different slide lengths, extension, surface finish, ø and holes centres to customer's requirement.

DO NOT DISMOUNT THE SLIDE !

Do not modify the slides !

– Dimensions in mm

* Loads indicated for a pair of slides

– Load in a major axis

– Load in a minor axis

– Results given according to our load testing protocol (www.chambrelan.com)

Mounting on a minor axis(www.chambrelan.com/1018)

Production according our general manufacturing tolerances (www.chambrelan.com/1016)

E1708	STAINLESS STEEL	CHAMBRELAN
	26.07.2013	

L	500	550	600	650	700	750	800	850	900	950	1000	1050	1100	1150	1200	1250	1300	1350	1400	1450	1500	1600	1700	1800	1900	2000
A	300																									
B		150	175	200	225	250	275	300	325	350	375	400	425	450	475	500	525	550	575	600	625	675	725	775	825	875
D	500	550	600	650	700	750	800	850	900	950	1000	1050	1100	1150	1200	1250	1300	1350	1400	1450	1500	1600	1700	1800	1900	2000
Load* (Kg)	470	485	497	510	525	537	545	550	550	544	530	510	490	467	443	420	395	373	350	330	307	265	225	185	148	110
Deflexion (mm)	7	7	7	7	8	8	8	9	10	11	12	13	14	16	18	20	22	23	25	27	28	30	33	37	41	43
Load* (Kg)	200	195	190	185	180	175	170	165	160	155	150	145	135	130	125	120	112	106	100	95	90	76	65	52	40	30
Deflexion (mm)	8	10	11	13	14	16	17	19	22	24	25	27	29	30	31	33	34	35	36	42	44	50	58	65	73	80

In a constant effort of improvement, the compagny reserves the right to modify its products without notice. No contratual information.

www.telerail.ru telerail@ya.ru тел. 8 (499) 703-39-77

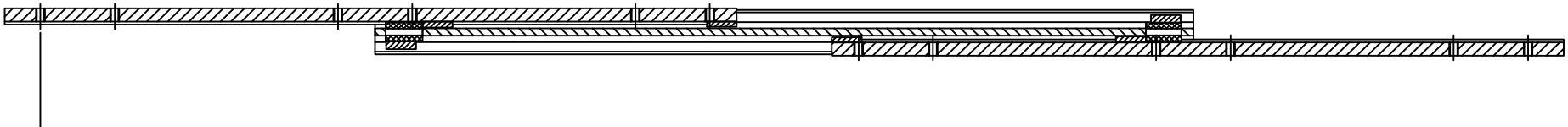

– PROFIL :

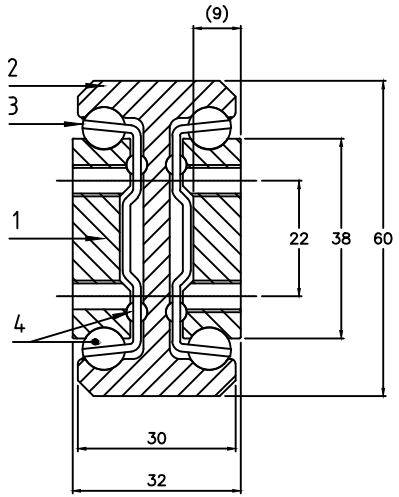

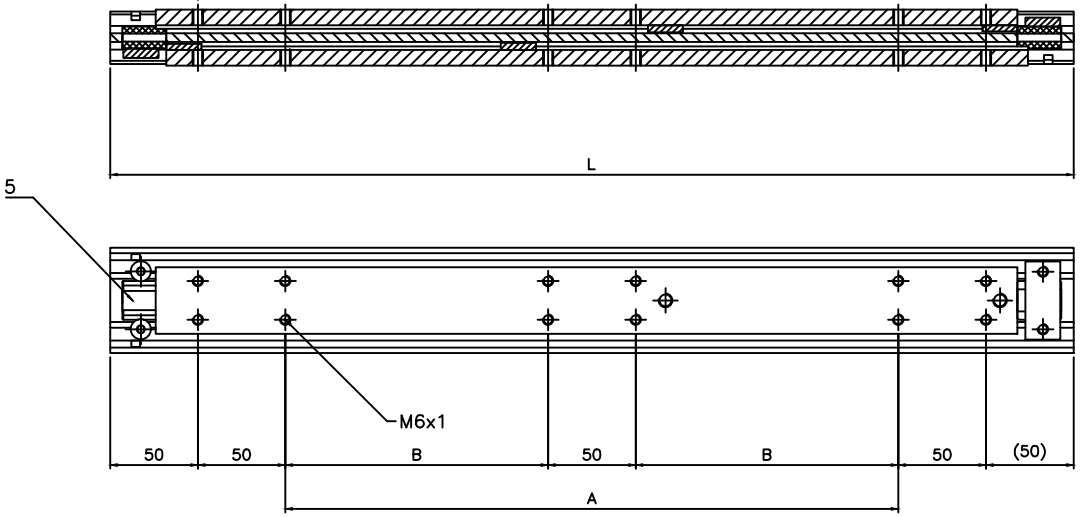

– Material

1 – Kleine innenschiene : Edelstahl
2 – Außenschiene : Edelstahl
3 – Kugelleisten : Edelstahl
4 – Kugeln ø8–ø4 : Edelstahl
5 – Anschlag : Plastik

– Gewicht : 10.5 Kg/m

– mögliche Sonderanfertigungen :

Sonderlängen, Oberflächenbehandlungen, ø Bohrungen und Lochabstände.

DIE SCHIENEN NICHT DEMONTIEREN !

DIE TELESKOPSCHIENE DARF NICHT VERÄNDERT WERDEN!

– Maße in mm
* Belastungsangaben gelten pro Paar

– Tragfähigkeit radial

– Tragfähigkeit axial

– Resultate nach unserem üblichen Testverfahren (siehe unter www.chambrelan.com)

Flachmontage (www.chambrelan.com/1018)

Herstellung nach unseren allgemeinen Herstellungstoleranzen (siehe www.chambrelan.com/1016)

E1708	EDELSTAHL
26.07.2013	CHAMBRELAN

L	500	550	600	650	700	750	800	850	900	950	1000	1050	1100	1150	1200	1250	1300	1350	1400	1450	1500	1600	1700	1800	1900	2000
A	300																									
B		150	175	200	225	250	275	300	325	350	375	400	425	450	475	500	525	550	575	600	625	675	725	775	825	875
D	500	550	600	650	700	750	800	850	900	950	1000	1050	1100	1150	1200	1250	1300	1350	1400	1450	1500	1600	1700	1800	1900	2000
Belastung*(Kg)	470	485	497	510	525	537	545	550	550	544	530	510	490	467	443	420	395	373	350	330	307	265	225	185	148	110
Durchbiegung	7	7	7	7	8	8	8	9	10	11	12	13	14	16	18	20	22	23	25	27	28	30	33	37	41	43
Belastung*(Kg)	200	195	190	185	180	175	170	165	160	155	150	145	135	130	125	120	112	106	100	95	90	76	65	52	40	30
Durchbiegung	8	10	11	13	14	16	17	19	22	24	25	27	29	30	31	33	34	35	36	42	44	50	58	65	73	80

Um die ständige Verbesserung unserer Schienen zu gewährleisten, behalten wir uns ohne Voranmeldung technische Änderungen vor. Keine vertragsmässigen Informationen.

www.telerail.ru telerail@ya.ru тел. 8 (499) 703-39-77

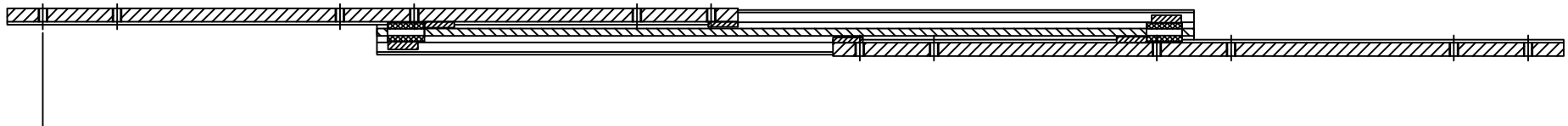

– ŘEZ :

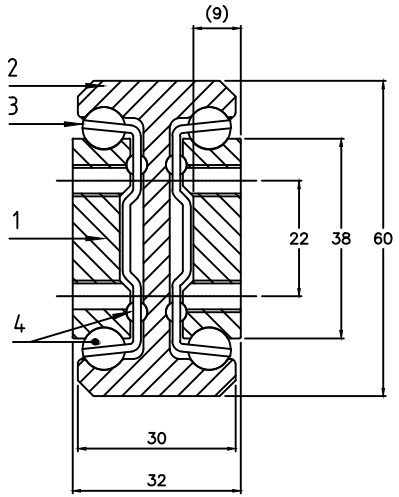

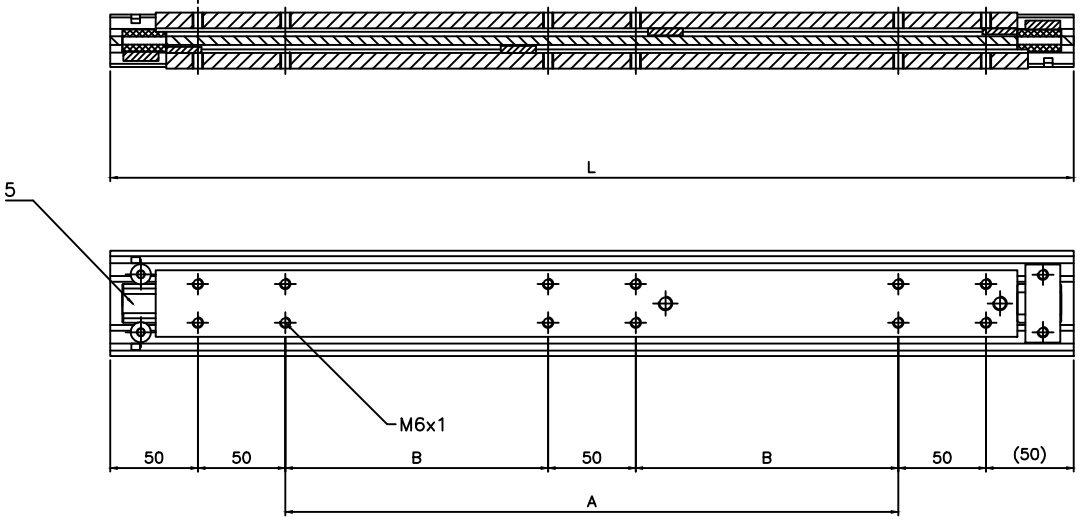

– MATERIÁL

1 – Vnitřní lišta	:	Nerezová ocel
2 – Vnější lišta	:	Nerezová ocel
3 – Kuličková klec	:	Nerezová ocel
4 – Kulička ø8–ø4	:	Nerezová ocel
5 – Zarážka	:	Plast

– HMOTNOST : 10.5 Kg/m

– MOŽNOSTI :

Délku, výsuv a povrchovou úpravu lišt,
ø a rozteče otvorů pro šrouby lze upravit dle požadavků zákazníka.

LIŠTY NIKDY NEROZEBÍREJTE!

Lišta nesmí být žádným způsobem upravována!

– Rozměry v mm
* Nosnost rovnoměrně rozložena na pár lišt

– Zatížení nakolmo

– Zatížení naplocho

– Hodnoty odpovídají výsledkům interního zkušebního protokolu o zatížení (viz. www.chambrelan.com)

Montáž naplocho (www.chambrelan.com/1018)

Výroba v souladu se všeobecnými výrobními tolerancemi (www.chambrelan.com/1016)

E1708	Nerezová ocel
	26.07.2013

CHAMBRELAN
www.chambrelan.com

L	500	550	600	650	700	750	800	850	900	950	1000	1050	1100	1150	1200	1250	1300	1350	1400	1450	1500	1600	1700	1800	1900	2000
A	300																									
B		150	175	200	225	250	275	300	325	350	375	400	425	450	475	500	525	550	575	600	625	675	725	775	825	875
D	500	550	600	650	700	750	800	850	900	950	1000	1050	1100	1150	1200	1250	1300	1350	1400	1450	1500	1600	1700	1800	1900	2000
Nosnost*(Kg)	470	485	497	510	525	537	545	550	550	544	530	510	490	467	443	420	395	373	350	330	307	265	225	185	148	110
PRŮHYB(mm)	7	7	7	7	8	8	8	9	10	11	12	13	14	16	18	20	22	23	25	27	28	30	33	37	41	43
Nosnost*(Kg)	200	195	190	185	180	175	170	165	160	155	150	145	135	130	125	120	112	106	100	95	90	76	65	52	40	30
PRŮHYB(mm)	8	10	11	13	14	16	17	19	22	24	25	27	29	30	31	33	34	35	36	42	44	50	58	65	73	80

Za účelem trvalého zlepšování produktu si společnost vyhrazuje právo měnit uvedené specifikace bez předchozího upozornění. Údaje jsou nezávazné.

www.telerail.ru telerail@ya.ru тел. 8 (499) 703-39-77

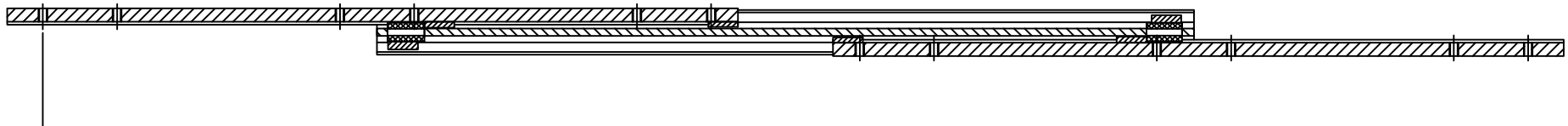

– PERFIL :

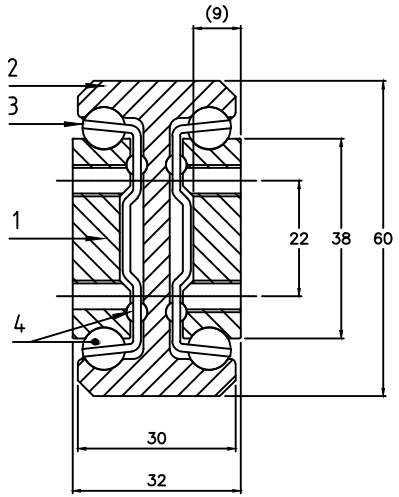

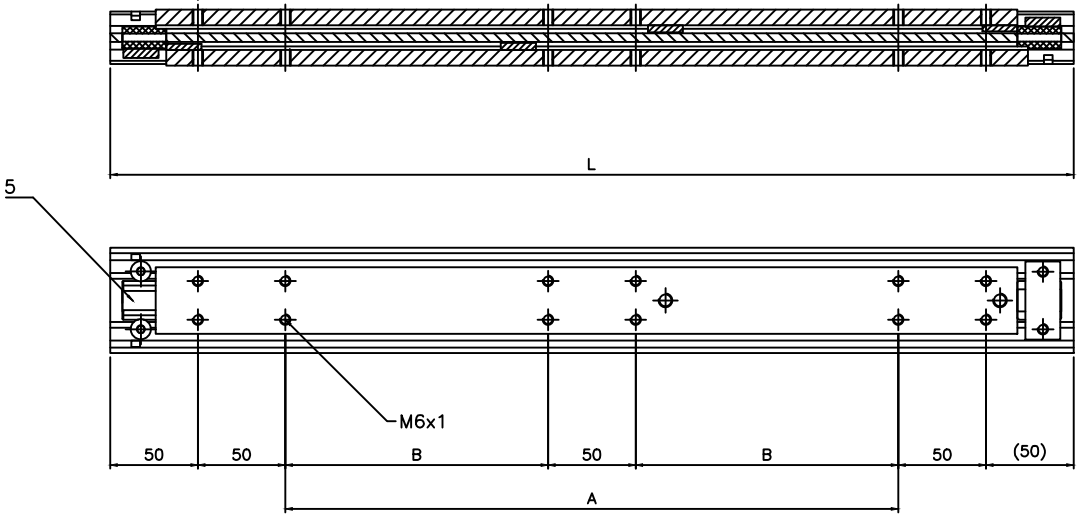

– MATERIAL

1 – Cursor	:	Acero inoxidable
2 – Exterior	:	Acero inoxidable
3 – Jaula de bolas	:	Acero inoxidable
4 – Bolas ø8–ø4	:	Acero inoxidable
5 – Tope	:	Plástico

– PESO : 10.5 Kg/m

– OPCIONES :

Longitud de guías, desarrollo, tratamientos, ø y entre–centros de taladros bajo demanda

¡NO DESMONTAR NUNCA LA GUIA!

No modificar las guías

– Unidad en mm

* Carga uniformemente repartida para un par de guías

– Carga de canto

– Carga de plano

– Resultados obtenidos según nuestro protocolo de pruebas de carga (mirar en www.chambrelan.com)

Montaje de plano (www.chambrelan.com/1018)

Producción de acuerdo con las tolerancias generales de fabricación (www.chambrelan.com/1016)

E1708	ACERO INOXIDABLE
	26.07.2013

CHAMBRELAN

L	500	550	600	650	700	750	800	850	900	950	1000	1050	1100	1150	1200	1250	1300	1350	1400	1450	1500	1600	1700	1800	1900	2000
A	300																									
B		150	175	200	225	250	275	300	325	350	375	400	425	450	475	500	525	550	575	600	625	675	725	775	825	875
D	500	550	600	650	700	750	800	850	900	950	1000	1050	1100	1150	1200	1250	1300	1350	1400	1450	1500	1600	1700	1800	1900	2000
Carga* (Kg)	470	485	497	510	525	537	545	550	550	544	530	510	490	467	443	420	395	373	350	330	307	265	225	185	148	110
Flecha (mm)	7	7	7	7	8	8	8	9	10	11	12	13	14	16	18	20	22	23	25	27	28	30	33	37	41	43
Carga* (Kg)	200	195	190	185	180	175	170	165	160	155	150	145	135	130	125	120	112	106	100	95	90	76	65	52	40	30
Flecha (mm)	8	10	11	13	14	16	17	19	22	24	25	27	29	30	31	33	34	35	36	42	44	50	58	65	73	80

En su empeño de mejora constante de su fabricación la empresa se reserva el derecho de modificar sus productos sin advertencia ni preaviso. Datos no contractuales.

www.telerail.ru telerail@ya.ru тел. 8 (499) 703-39-77

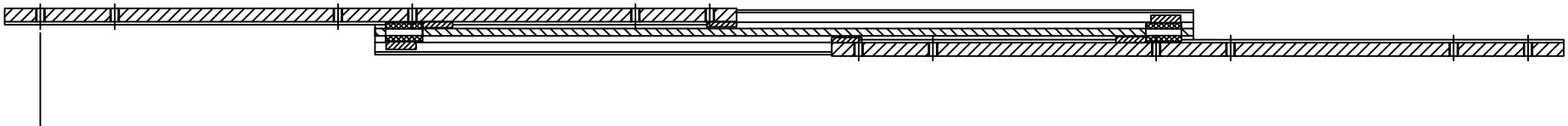

– PROFILO :

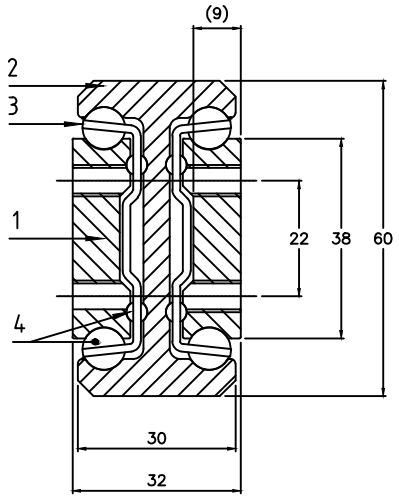

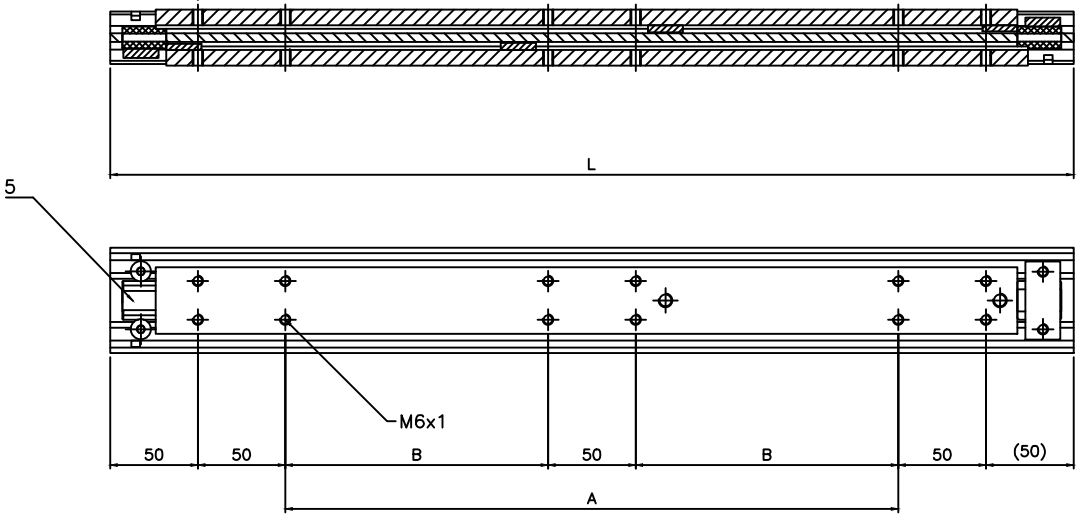

– MATIERIA

1 – Cursore	:	Acciaio inox
2 – Esterno	:	Acciaio inox
3 – Gabbia a sfere	:	Acciaio inox
4 – Sfere ø8–ø4	:	Acciaio inox
5 – Arresto	:	Plastica

– PESO : 10.5 Kg/m

– OPZIONI :

Lunghezza delle guide, sviluppo, trattamenti ø e posizione delle forature su richiesta.

NON SMONTARE MAI LA GUIDA !

Nessuna modificazione deve essere effettuata sulla guida

– Unità in mm

* Carico uniformemente ripartito per una coppia di guide

– Carico IN COSTA

– Carico IN PIANO

– Risultati determinati secondo il nostro protocollo prove di carico (vedi sul sito www.chambrelan.com)

Montaggio in piano (www.chambrelan.com/1018)

Produzione avviene secondo le tolleranze generali di fabbricazione (www.chambrelan.com/1016)

E1708	ACCIAIO INOX	CHAMBRELAN
	26.07.2013	

L	500	550	600	650	700	750	800	850	900	950	1000	1050	1100	1150	1200	1250	1300	1350	1400	1450	1500	1600	1700	1800	1900	2000
A	300																									
B		150	175	200	225	250	275	300	325	350	375	400	425	450	475	500	525	550	575	600	625	675	725	775	825	875
D	500	550	600	650	700	750	800	850	900	950	1000	1050	1100	1150	1200	1250	1300	1350	1400	1450	1500	1600	1700	1800	1900	2000
Carico* (Kg)	470	485	497	510	525	537	545	550	550	544	530	510	490	467	443	420	395	373	350	330	307	265	225	185	148	110
Flessione (mm)	7	7	7	7	8	8	8	9	10	11	12	13	14	16	18	20	22	23	25	27	28	30	33	37	41	43
Carico* (Kg)	200	195	190	185	180	175	170	165	160	155	150	145	135	130	125	120	112	106	100	95	90	76	65	52	40	30
Flessione (mm)	8	10	11	13	14	16	17	19	22	24	25	27	29	30	31	33	34	35	36	42	44	50	58	65	73	80

Per permettere un miglioramento costante della fabbricazione, la società si riserva il diritto di modificare i prodotti senza avertimento né preavviso. Dati non contrattuali.

www.telerail.ru telerail@ya.ru тел. 8 (499) 703-39-77

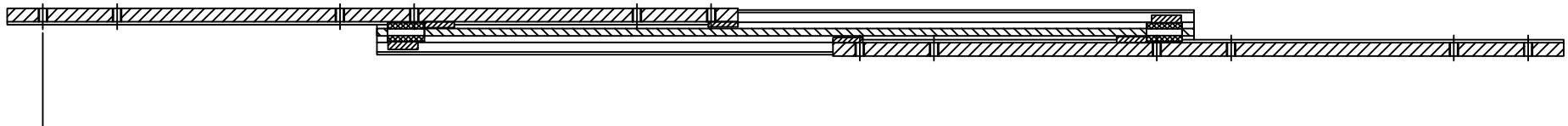

– PROFIEL :

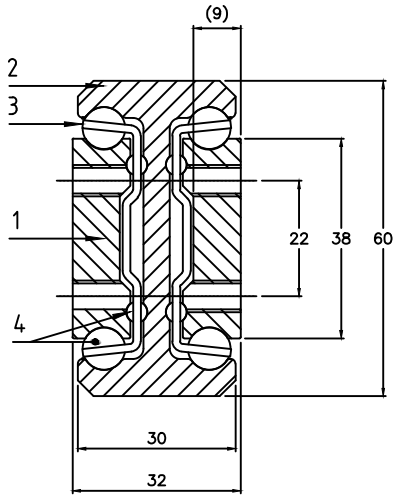

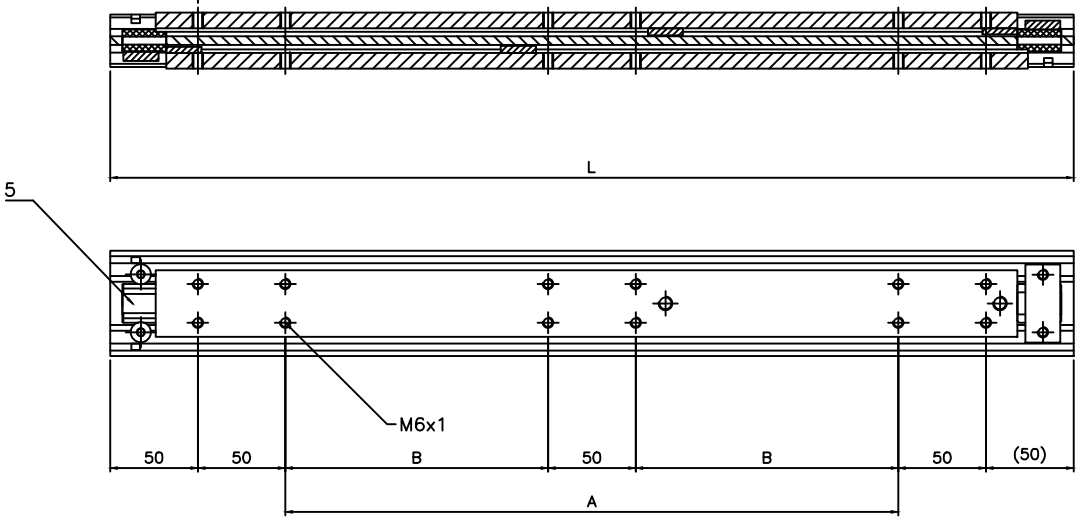

– MATERIAAL

1 – Binnenprofiel	:	Roestvrij staal
2 – Buitenprofiel	:	Roestvrij staal
3 – Kogelkooi	:	Roestvrij staal
4 – Kogels ø8–ø4	:	Roestvrij staal
5 – Eindstop	:	Plastic

– GEWICHT : 10.5 Kg/m

– OPTIES :

Lengte, uittreklengte, oppervlaktebehandeling, diameter en tussenafstand bevestigingsgaten van de geleiders op aanvraag.

⚠ GELEIDER NOOIT UIT DE GELEIDERS HALEN!

Het is niet toegestaan verandering aan de geleiders aan te brengen!

– Meeteenheid in mm
* Belasting gelijkmatig verdeeld over een paar geleiders

– Draagvermogen rechstandig

– Draagvermogen plat liggend

– Resultaten gegeven volgens ons protocol load testing (zien www.chambrelan.com)

⚠ Bodemmontage plat ligging(www.chambrelan.com/1018)

Geproduceerd volgens onze algemene fabricagetoleranties (www.chambrelan.com/1016)

E1708	Roestvrij staal
	26.07.2013

CHAMBRELAN www.chambrelan.com

L	500	550	600	650	700	750	800	850	900	950	1000	1050	1100	1150	1200	1250	1300	1350	1400	1450	1500	1600	1700	1800	1900	2000
A	300																									
B		150	175	200	225	250	275	300	325	350	375	400	425	450	475	500	525	550	575	600	625	675	725	775	825	875
D	500	550	600	650	700	750	800	850	900	950	1000	1050	1100	1150	1200	1250	1300	1350	1400	1450	1500	1600	1700	1800	1900	2000
Draagvermogen* (Kg)	470	485	497	510	525	537	545	550	550	544	530	510	490	467	443	420	395	373	350	330	307	265	225	185	148	110
Doorbuiging (mm)	7	7	7	7	8	8	8	9	10	11	12	13	14	16	18	20	22	23	25	27	28	30	33	37	41	43
Draagvermogen* (Kg)	200	195	190	185	180	175	170	165	160	155	150	145	135	130	125	120	112	106	100	95	90	76	65	52	40	30
Doorbuiging (mm)	8	10	11	13	14	16	17	19	22	24	25	27	29	30	31	33	34	35	36	42	44	50	58	65	73	80

In het constante streven naar verbeteringen in het fabricageproces behoudt de firma zich het recht voor zijn producten aan te passen zonder voorafgaande kennisgeving. Gegevens zijn niet bindend.

www.telerail.ru telerail@ya.ru тел. 8 (499) 703-39-77

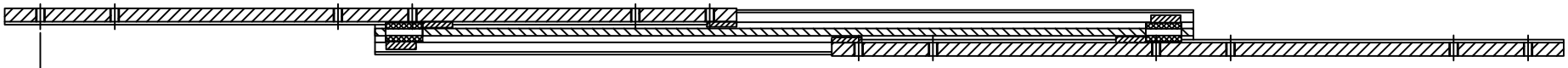

Длина хода D

- ПОПЕРЕЧНЫЙ РАЗРЕЗ

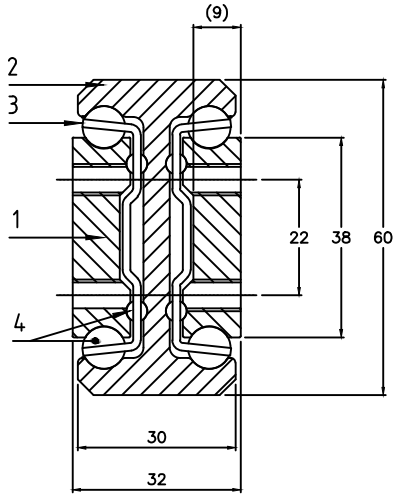

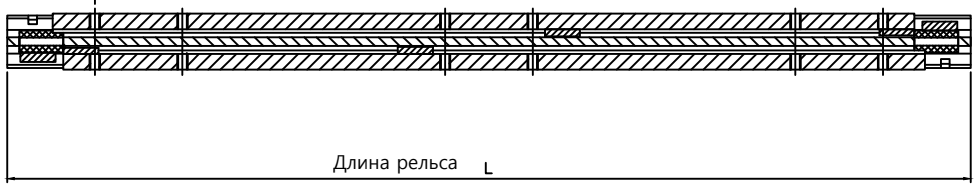

Длина рельса L

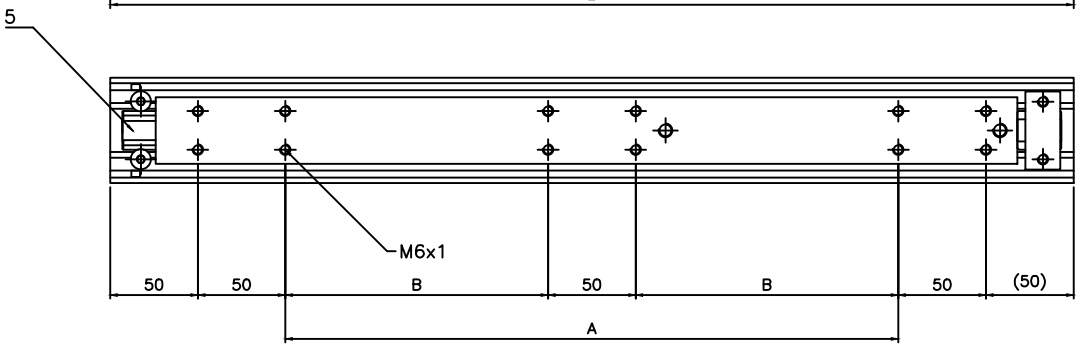

- МАТЕРИАЛ

1 - Внутренний рельс	: Нержавеющая сталь
2 - Средний рельс	: Нержавеющая сталь
3 - Внутренний шариковый сепаратор	: Нержавеющая сталь
4 - Шарик Ø8 - Ø4	: Нержавеющая сталь
5 - Ограничитель	: Пластмасса

- МАССА : 10.5 кг/м

- ОПЦИИ :

По требованию заказчика можно изменить: покрытие, длину, выдвижение, Ø и расположение отверстий для болтов.

НИКОГДА НЕ РАЗБИРАЙТЕ НАПРАВЛЯЮЩИЕ!

Запрещается вносить изменения в направляющие!

- Размеры в мм

* Нагрузка распределяется равномерно на пару параллельно расположенных направляющих.

- Нагрузка в вертикальном положении

- Нагрузка в горизонтальном положении

- Данные отвечают внутреннему протоколу тестирования нагрузок. (www.chambrelan.com)

Монтаж осуществлять в горизонтальном положении (www.chambrelan.com/1018)

Продукция производиться в соответствии с промышленными нормами (www.chambrelan.com/1016)

E1708	Нержавеющая сталь	CHAMBRELAN www.chambrelan.com
	03.12.2013	

L		500	550	600	650	700	750	800	850	900	950	1000	1050	1100	1150	1200	1250	1300	1350	1400	1450	1500	1600	1700	1800	1900	2000
A		300																									
B			150	175	200	225	250	275	300	325	350	375	400	425	450	475	500	525	550	575	600	625	675	725	775	825	875
D		500	550	600	650	700	750	800	850	900	950	1000	1050	1100	1150	1200	1250	1300	1350	1400	1450	1500	1600	1700	1800	1900	2000
	Нагрузка*(кг)	470	485	497	510	525	537	545	550	550	544	530	510	490	467	443	420	395	373	350	330	307	265	225	185	148	110
	Прогиб (мм)	7	7	7	7	8	8	8	9	10	11	12	13	14	16	18	20	22	23	25	27	28	30	33	37	41	43
	Нагрузка*(кг)	200	195	190	185	180	175	170	165	160	155	150	145	135	130	125	120	112	106	100	95	90	76	65	52	40	30
	Прогиб (мм)	8	10	11	13	14	16	17	19	22	24	25	27	29	30	31	33	34	35	36	42	44	50	58	65	73	80

Чертеж предоставлен в ознакомительных целях. В постоянных условиях усовершенствования продукции, компания оставляет за собой право вносить изменения в продукцию без предупреждения.

www.telerail.ru telerail@ya.ru тел. 8 (499) 703-39-77